


**SCOPE OF ACCREDITATION TO ISO/IEC 17025:2017**

<b>Tovey Engineering, Inc.</b> 1619 W Knudsen Drive Phoenix, AZ 85027 Mr. Alec Brohner Phone: 623-434-5110 x112 Fax: 623-434-5130 E-mail: <a href="mailto:alecbrohner@toveyengineering.com">alecbrohner@toveyengineering.com</a> URL: <a href="http://www.toveyengineering.com">http://www.toveyengineering.com</a>	<b>Fields of Calibration</b> DC/Low Frequency Electromagnetics Mechanical  This laboratory is compliant to ANSI/NCSL Z540-1-1994; Part 1. (NVLAP Code: 20/A01)
---	--

**CALIBRATION AND MEASUREMENT CAPABILITIES (CMC)** Notes 1,2

Measured Parameter or Device Calibrated	Range	Expanded Uncertainty <sup>Note 3</sup>	Remarks
<b>DC/LOW FREQUENCY ELECTROMAGNETICS</b>			
<b>DC RESISTANCE and CURRENT (20/E05)</b>			
Resistance Measurement (0 $\Omega$ to 2 G $\Omega$ )	0 $\Omega$ to 2 $\Omega$ 2 $\Omega$ to 20 $\Omega$ 20 $\Omega$ to 200 $\Omega$ 200 $\Omega$ to 2 000 $\Omega$ 2 k $\Omega$ to 20 k $\Omega$ 20 k $\Omega$ to 200 k $\Omega$ 200 k $\Omega$ to 2 000 k $\Omega$ 2 M $\Omega$ to 20 M $\Omega$ 20 M $\Omega$ to 200 M $\Omega$ 200 M $\Omega$ to 2 G $\Omega$	19 $\mu\Omega/\Omega$ + 4.0 $\mu\Omega$ 11 $\mu\Omega/\Omega$ + 10.0 $\mu\Omega$ 9.0 $\mu\Omega/\Omega$ + 50.0 $\mu\Omega$ 9.0 $\mu\Omega/\Omega$ + 0.5 m $\Omega$ 9.0 $\mu\Omega/\Omega$ + 5.0 m $\Omega$ 9.0 $\mu\Omega/\Omega$ + 50.0 m $\Omega$ 11 $\mu\Omega/\Omega$ + 1.0 $\Omega$ 21 $\mu\Omega/\Omega$ + 100.0 $\Omega$ 83.0 $\mu\Omega/\Omega$ + 10.0 k $\Omega$ 700.0 $\mu\Omega/\Omega$ + 1 M $\Omega$	Fluke 8508
Current (0 $\mu$ A to 20 A)	0 $\mu$ A to 200 $\mu$ A 0.2 mA to 2 mA 2 mA to 20 mA 20 mA to 200 mA 0.2 A to 2 A 2 A to 20 A	13.1 $\mu$ A/A + 0.4 nA 12.9 $\mu$ A/A + 0.4 nA 13.6 $\mu$ A/A + 40.0 nA 37.7 $\mu$ A/A + 0.8 $\mu$ A 170.6 $\mu$ A/A + 16.0 $\mu$ A 392.9 $\mu$ A/A + 400.0 $\mu$ A	Fluke 8508
<b>DC VOLTAGE (20/E06)</b>			
Instruments - DC mV/V voltage measurement	0 mV/V to 10 mV/V	0.00063 %	
DC Voltage Measurement	0 V to 0.2 V 0.2 V to 2 V	6.1 $\mu$ V/V + 0.1 $\mu$ V 3.8 $\mu$ V/V + 0.4 $\mu$ V	Fluke 8508A


2025-03-04 through 2026-03-31  
Effective dates

  
For the National Voluntary Laboratory Accreditation Program

**CALIBRATION AND MEASUREMENT CAPABILITIES (CMC)** Notes 1,2

Measured Parameter or Device Calibrated	Range	Expanded Uncertainty <sup>Note 3</sup>	Remarks
	2 V to 20 V 20 V to 200 V 200 V to 1 000 V	3.6 μV/V + 4.0 μV 7.0 μV/V + 50.0 μV 5.5 μV/V + 500.0 μV	
MECHANICAL			
FORCE (20/M06)			
Free Weights	1 gf to 50 kgf 0.5 lbf to 10 000 lbf	0.002 % 0.002 %	ASTM E-74, ISO-376
Dead Weight Machine	1 gf to 10 kgf 0.5 lbf to 5500 lbf 0.5 lbf to 13 000 lbf	0.003 % 0.003 % 0.003 %	
Transfer Standard Force	6 lbf to 400 klbf 30 klbf to 300 klbf 50 klbf to 1000 klbf	0.020 % <sup>Note 7</sup> 0.020 % <sup>Note 7</sup> 0.020 % <sup>Note 7</sup>	
Crane Scale	5 lbf to 100 000 lbf	0.05 %	Tension & Compression
Environmental Controlled Calibrations	5 lbf to 50 000 lbf 0.5 lbf to 1000 lbf	0.05 % 0.005 %	Transfer Standard Method Dead Weight Method
TORQUE (20/M15)			
Mechanical and Electronic Torque Calibration Equipment	1 in-ozf to 100 000 in-lbf	0.012 %	ASTM E2428
END			

2025-03-04 through 2026-03-31  
Effective dates

  
For the National Voluntary Laboratory Accreditation Program

**Notes**

**Note 1:** A Calibration and Measurement Capability (CMC) is a description of the best result of a calibration or measurement (result with the smallest uncertainty of measurement) that is available to the laboratory's customers under normal conditions, when performing more or less routine calibrations of nearly ideal measurement standards or instruments. The CMC is described in the laboratory's scope of accreditation by: the measurement parameter/device being calibrated, the measurement range, the uncertainty associated with that range (see note 3), and remarks on additional parameters, if applicable.

**Note 2:** Calibration and Measurement Capabilities are traceable to the national measurement standards of the U.S. or to the national measurement standards of other countries and are thus traceable to the internationally accepted representation of the appropriate SI (Système International) unit.

**Note 3:** The uncertainty associated with a measurement in a CMC is an expanded uncertainty with a level of confidence of approximately 95 %, typically using a coverage factor of  $k = 2$ . However, laboratories may report a coverage factor different than  $k = 2$  to achieve the 95 % level of confidence. Units for the measurand and its uncertainty are to match. Exceptions to this occur when marketplace practice employs mixed units, such as when the artifact to be measured is labeled in non-SI units and the uncertainty is given in SI units (Example: 5 lb weight with uncertainty given in mg).

**Note 3a:** The uncertainty of a specific calibration by the laboratory may be greater than the uncertainty in the CMC due to the condition and behavior of the customer's device and specific circumstances of the calibration. The uncertainties quoted do not include possible effects on the calibrated device of transportation, long term stability, or intended use.

**Note 3b:** As the CMC represents the best measurement results achievable under normal conditions, the accredited calibration laboratory shall not report smaller uncertainty of measurement than that given in a CMC for calibrations or measurements covered by that CMC.

**Note 3c:** As described in Note 1, CMCs cover calibrations and measurements that are available to the laboratory's customers under *normal conditions*. However, the laboratory may have the capability to offer special tests, employing special conditions, which yield calibration or measurement results with lower uncertainties. Such special tests are not covered by the CMCs and are outside the laboratory's scope of accreditation. In this case, NVLAP requirements for the labeling, on calibration reports, of results outside the laboratory's scope of accreditation apply. These requirements are set out in Annex A.5 of NIST Handbook 150, Procedures and General Requirements.


**Note 4:** Uncertainties associated with field service calibration may be greater as they incorporate on-site environmental contributions, transportation effects, or other factors that affect the measurements. (This note applies only if marked in the body of the scope.)

**Note 5:** Values listed with percent (%) are percent of reading or generated value unless otherwise noted.

**Note 6:** NVLAP accreditation is the formal recognition of specific calibration capabilities. Neither NVLAP nor NIST guarantee the accuracy of individual calibrations made by accredited laboratories.

**Note 7:** Uncertainties may go up to 0.05 %.

2025-03-04 through 2026-03-31  
Effective dates

  
For the National Voluntary Laboratory Accreditation Program